



Product Specifications

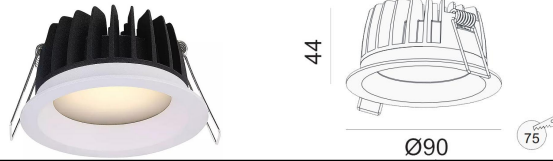
(KORA LED DOWN LIGHT)



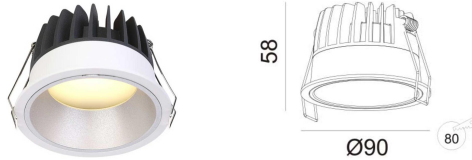
Features

- High performance branded LEDs and driver to ensure the product reliability;
- Range of vigorous series, high grade die-casting Aluminium housing with powder coated finish;
- Saving more than 80% energy compared with traditional lighting fixtures;
- Elegant appearance for various applications;
- Additional multi-functions DALI/0-10V/Rx/PWM dimming and Tunable White are available on request;
- 5 Years warranty.

Technical Specifications



| Product Name | | LED Down Light |
|-------------------|--------------------------------|----------------------------------|
| Model No. | | LGS-RDLKR-05W |
| Optical | LEDs | SMD2835 |
| | Lumen Output | 425lm±10% |
| | Luminous Efficiency(lm/w) | 85lm/w |
| | Color Temperature(CCT) | 2700-6500K |
| | Color Rendering Index(CRI) | Ra>80(Ra>90 Optional) |
| | Beam Angle(θ/2) | 95 degree |
| | Lighting Direction | Fixed |
| | Light Decay Rate(%) | Less than 3% in 6,000Hours |
| | Lifespan(Hrs) | ≥50,000Hrs |
| Electrical | Power Consumption(W) | 5W±10% |
| | Input Voltage(V) | 220-240VAC |
| | Frequency(Hz) | 50/60Hz |
| | Power Factor(PF) | >0.9 |
| | Start Time(s) | ≤0.1s |
| | Driver Efficiency | >85% |
| | Total Harmonic Distortion(THD) | <20% |
| | Driver Brand | Philips/Osram |
| Mechanical | Material | Aluminum+Acrylic diffuser |
| | Degree of Protection | IP54 |
| | Dimensions(mm) | Φ90*H44mm |
| | Cut Out(mm) | Φ75mm |
| | Appearance | White/Black |
| | Installation | Recessed |
| Other | Working Tem. & Humidity | -20°C~+45°C, 10%~90%R.H. |
| | Storage Temp. & Humidity | -40°C~+70°C, 0%~95%R.H. |
| | Certificate | CE, RoHS |
| | Warranty | 5 years |
| | Optional Functions | DALI/0-10V/Rx/Tunable on request |



| | | |
|---------------------|--------------------------------|----------------------------------|
| Product Name | | LED Down Light |
| Model No. | | LGS-RDLKR-10W |
| Optical | LEDs | SMD2835 |
| | Lumen Output | 900lm±10% |
| | Luminous Efficiency(lm/w) | 90lm/w |
| | Color Temperature(CCT) | 2700-6500K |
| | Color Rendering Index(CRI) | Ra>80(Ra>90 Optional) |
| | Beam Angle(θ/2) | 80 degree |
| | Lighting Direction | Fixed |
| | Light Decay Rate(%) | Less than 3% in 6,000Hours |
| | Lifespan(Hrs) | ≥50,000Hrs |
| Electrical | Power Consumption(W) | 10W±10% |
| | Input Voltage(V) | 220-240VAC |
| | Frequency(Hz) | 50/60Hz |
| | Power Factor(PF) | >0.9 |
| | Start Time(s) | ≤0.1s |
| | Driver Efficiency | >87% |
| | Total Harmonic Distortion(THD) | <20% |
| | Driver Brand | Philips/Osram |
| Mechanical | Material | Aluminum+Acrylic diffuser |
| | Degree of Protection | IP54 |
| | Dimensions(mm) | Φ90*H58mm |
| | Cut Out(mm) | Φ80mm |
| | Appearance | White/Black |
| | Installation | Recessed |
| Other | Working Tem. & Humidity | -20°C~+45°C, 10%~90%R.H. |
| | Storage Temp. & Humidity | -40°C~+70°C, 0%~95%R.H. |
| | Certificate | CE, RoHS |
| | Warranty | 5 years |
| | Optional Functions | DALI/0-10V/Rx/Tunable on request |



| Product Name | | LED Down Light |
|-------------------|--------------------------------|----------------------------------|
| Model No. | | LGS-RDLKR-15W |
| Optical | LEDs | SMD2835 |
| | Lumen Output | 1400lm±10% |
| | Luminous Efficiency(lm/w) | 93lm/w |
| | Color Temperature(CCT) | 2700-6500K |
| | Color Rendering Index(CRI) | Ra>80(Ra>90 Optional) |
| | Beam Angle(θ/2) | 80 degree |
| | Lighting Direction | Fixed |
| | Light Decay Rate(%) | Less than 3% in 6,000Hours |
| | Lifespan(Hrs) | ≥50,000Hrs |
| Electrical | Power Consumption(W) | 15W±10% |
| | Input Voltage(V) | 220-240VAC |
| | Frequency(Hz) | 50/60Hz |
| | Power Factor(PF) | >0.9 |
| | Start Time(s) | ≤0.1s |
| | Driver Efficiency | >87% |
| | Total Harmonic Distortion(THD) | <20% |
| | Driver Brand | Philips/Osram |
| Mechanical | Material | Aluminum+Acrylic diffuser |
| | Degree of Protection | IP54 |
| | Dimensions(mm) | Φ120*H75mm |
| | Cut Out(mm) | Φ112mm |
| | Appearance | White/Black |
| | Installation | Recessed |
| Other | Working Tem. & Humidity | -20°C~+45°C, 10%~90%R.H. |
| | Storage Temp. & Humidity | -40°C~+70°C, 0%~95%R.H. |
| | Certificate | CE, RoHS |
| | Warranty | 5 years |
| | Optional Functions | DALI/0-10V/Rx/Tunable on request |



| Product Name | | LED Down Light |
|--------------|--------------------------------|----------------------------------|
| Model No. | | LGS-RDLKR-20W |
| Optical | LEDs | SMD2835 |
| | Lumen Output | 1900lm±10% |
| | Luminous Efficiency(lm/w) | 95lm/w |
| | Color Temperature(CCT) | 2700-6500K |
| | Color Rendering Index(CRI) | Ra>80(Ra>90 Optional) |
| | Beam Angle(θ/2) | 85 degree |
| | Lighting Direction | Fixed |
| | Light Decay Rate(%) | Less than 3% in 6,000Hours |
| | Lifespan(Hrs) | ≥50,000Hrs |
| Electrical | Power Consumption(W) | 20W±10% |
| | Input Voltage(V) | 220-240VAC |
| | Frequency(Hz) | 50/60Hz |
| | Power Factor(PF) | >0.9 |
| | Start Time(s) | ≤0.1s |
| | Driver Efficiency | >89% |
| | Total Harmonic Distortion(THD) | <20% |
| | Driver Brand | Philips/Osram |
| Mechanical | Material | Aluminum+Acrylic diffuser |
| | Degree of Protection | IP54 |
| | Dimensions(mm) | Φ170*H85mm |
| | Cut Out(mm) | Φ160mm |
| | Appearance | White/Black |
| | Installation | Recessed |
| Other | Working Tem. & Humidity | -20°C~+45°C, 10%~90%R.H. |
| | Storage Temp. & Humidity | -40°C~+70°C, 0%~95%R.H. |
| | Certificate | CE, RoHS |
| | Warranty | 5 years |
| | Optional Functions | DALI/0-10V/Rx/Tunable on request |



| Product Name | | LED Down Light |
|--------------|--------------------------------|----------------------------------|
| Model No. | | LGS-RDLKR-30W |
| Optical | LEDs | SMD2835 |
| | Lumen Output | 2850lm±10% |
| | Luminous Efficiency(lm/w) | 95lm/w |
| | Color Temperature(CCT) | 2700-6500K |
| | Color Rendering Index(CRI) | Ra>80(Ra>90 Optional) |
| | Beam Angle(θ/2) | 85 degree |
| | Lighting Direction | Fixed |
| | Light Decay Rate(%) | Less than 3% in 6,000Hours |
| | Lifespan(Hrs) | ≥50,000Hrs |
| Electrical | Power Consumption(W) | 30W±10% |
| | Input Voltage(V) | 220-240VAC |
| | Frequency(Hz) | 50/60Hz |
| | Power Factor(PF) | >0.9 |
| | Start Time(s) | ≤0.1s |
| | Driver Efficiency | >89% |
| | Total Harmonic Distortion(THD) | <20% |
| | Driver Brand | Philips/Osram |
| Mechanical | Material | Aluminum+Acrylic diffuser |
| | Degree of Protection | IP54 |
| | Dimensions(mm) | Φ170*H85mm |
| | Cut Out(mm) | Φ160mm |
| | Appearance | White/Black |
| | Installation | Recessed |
| Other | Working Tem. & Humidity | -20°C~+45°C, 10%~90%R.H. |
| | Storage Temp. & Humidity | -40°C~+70°C, 0%~95%R.H. |
| | Certificate | CE, RoHS |
| | Warranty | 5 years |
| | Optional Functions | DALI/0-10V/Rx/Tunable on request |



| Product Name | | LED Down Light |
|--------------|--------------------------------|----------------------------------|
| Model No. | | LGS-RDLKR-40W |
| Optical | LEDs | SMD2835 |
| | Lumen Output | 3800lm±10% |
| | Luminous Efficiency(lm/w) | 95lm/w |
| | Color Temperature(CCT) | 2700-6500K |
| | Color Rendering Index(CRI) | Ra>80(Ra>90 Optional) |
| | Beam Angle(θ/2) | 90 degree |
| | Lighting Direction | Fixed |
| | Light Decay Rate(%) | Less than 3% in 6,000Hours |
| | Lifespan(Hrs) | ≥50,000Hrs |
| Electrical | Power Consumption(W) | 40W±10% |
| | Input Voltage(V) | 220-240VAC |
| | Frequency(Hz) | 50/60Hz |
| | Power Factor(PF) | >0.9 |
| | Start Time(s) | ≤0.1s |
| | Driver Efficiency | >90% |
| | Total Harmonic Distortion(THD) | <20% |
| | Driver Brand | Philips/Osram |
| Mechanical | Material | Aluminum+Acrylic diffuser |
| | Degree of Protection | IP54 |
| | Dimensions(mm) | Φ230*H100mm |
| | Cut Out(mm) | Φ215mm |
| | Appearance | White/Black |
| | Installation | Recessed |
| Other | Working Tem. & Humidity | -20°C~+45°C, 10%~90%R.H. |
| | Storage Temp. & Humidity | -40°C~+70°C, 0%~95%R.H. |
| | Certificate | CE, RoHS |
| | Warranty | 5 years |
| | Optional Functions | DALI/0-10V/Rx/Tunable on request |

Appearance

Optional Reflector



Sand silver



Bright silver



Sand silver



Bright silver



Bright black



Rose gold



Bright black



Rose gold

10W

15W



Sand silver



Bright silver



Sand silver



Bright silver



Bright black



Rose gold



Bright black

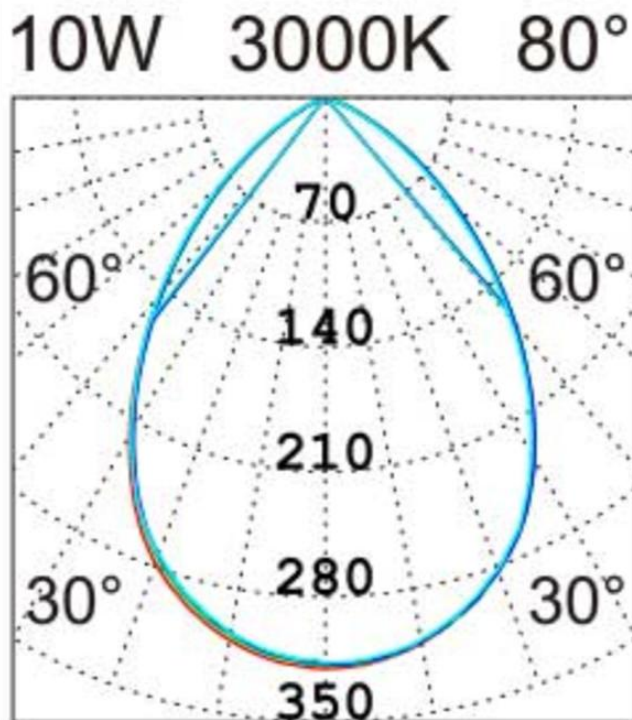


Rose gold

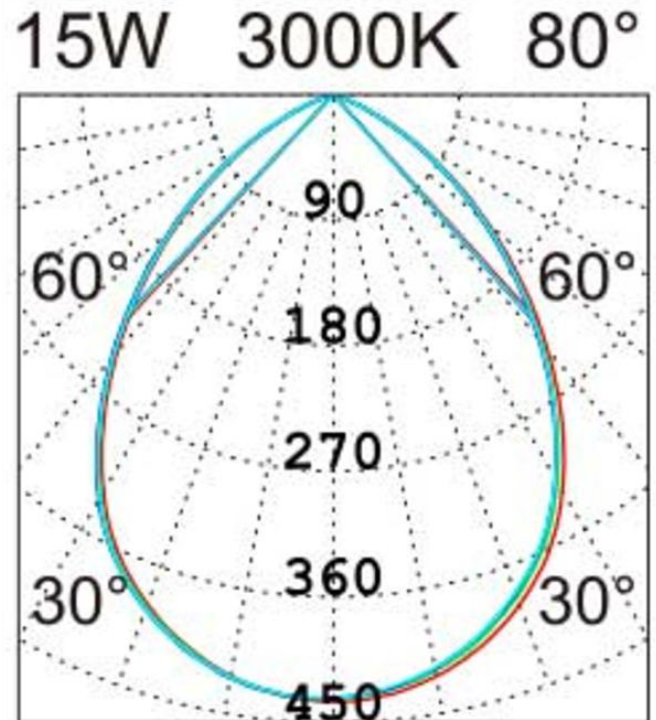
20/30W

40W

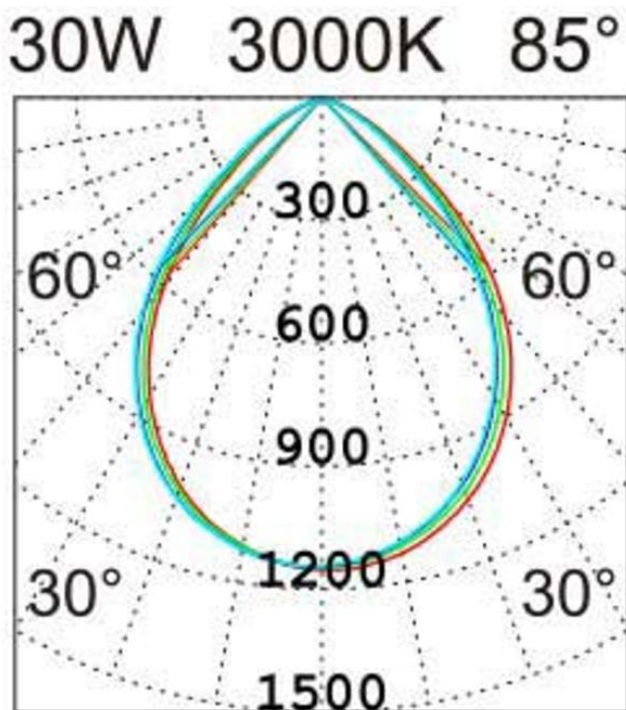
Light Distributions



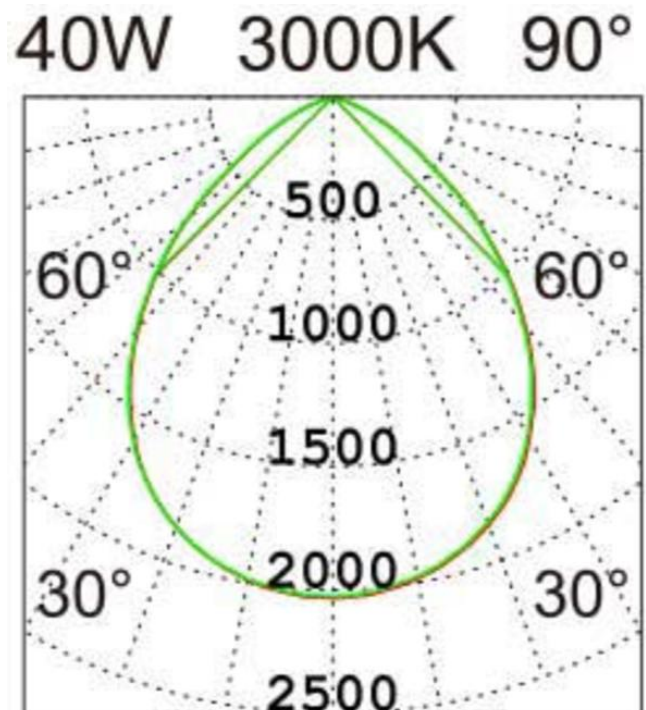
10W



15W

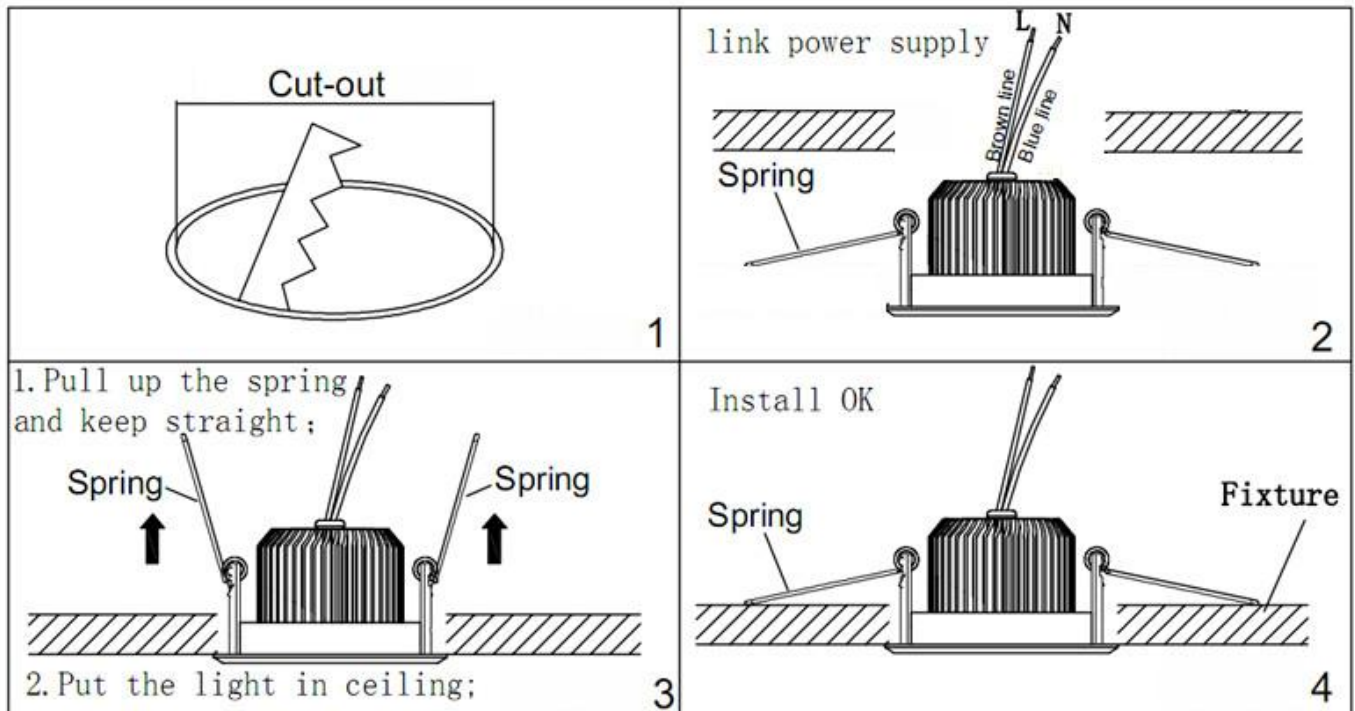


20/30W



40W

Installation



Notice

1. This product must be installed by professionals; Non-Professional must not install and disassemble the lamps;
2. Please confirm the input voltage, frequency before installation;
3. If there is any damage to the power wire or shell of the product, it should be taken as defective product and do not use it;
4. Please follow the correct installation steps to install the product, and do not touch when it is working;
5. Please turn power off when installing or removing the products to avoid risk of electric shock;
6. Do not look directly at the LED light source for a long time.

Applications

